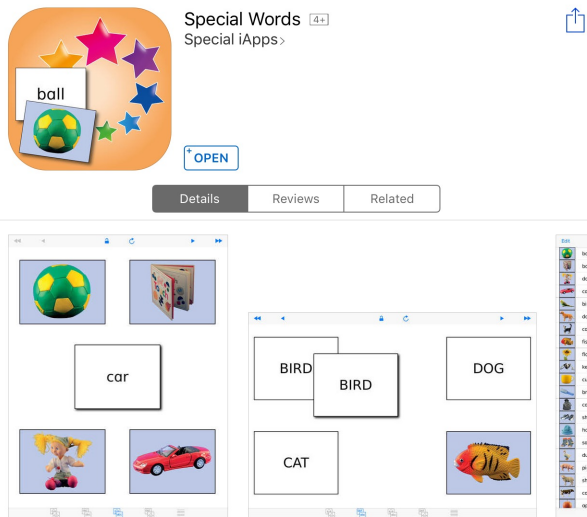


Apps for Learning: literacy

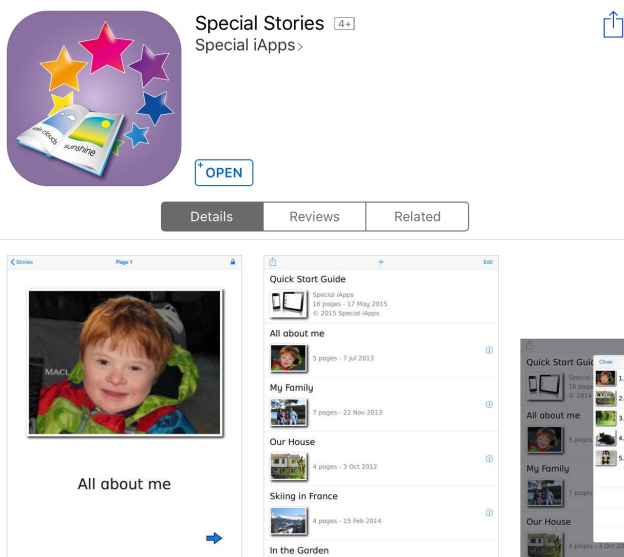


This is an app that is designed for teaching sight words to children who have Down syndrome. It's based on solid research, and is flexible enough that you can add your own words and pictures to target key vocabulary. Add personal words in groups of 4, working in topics, by going to the list and pressing the + icon at the top.

Work in small chunks, matching and selecting each group of words. (rather than learning to match all the words, then trying to learn to read all the words.)

To find the app settings, go to the word list, then press the 'send' box in the top right corner. On the next page, settings will appear in the top right.

When using, lock the app by holding the small padlock for 3 seconds so that it doesn't move accidentally. (Unlock the same way)




This app is also specially designed for children who have Down syndrome.

Some of the vocabulary and pictures from the words app above is put into short books, with lots of repetition.

Again, its pretty straightforward to use pictures from the iPad photos to make individualised books, which can then be emailed or printed to use as readers.

Tips: Although there are a few ready made books, the ideal is to use the format to make your own books. These could be early readers, vocabulary books or differentiated books about specific topics.



This is a much cheaper book maker.

There is a free version, which allows one picture to a page. The pro version is still very cheap, but allows up to six pictures on a page.

(Six is probably too cluttered, but two or three is handy sometimes)

The big advantage of this app is that you can record the sentences and have each word highlighted as it sounds (it takes a bit of fiddling around, but is quick and easy after the first couple of times)

It's not so easy to email and print, though, so is best used directly on the iPad.

Tips: don't forget to lock books that you don't want small fingers to edit!

Description

"This is the future of sharing stories! Fun, Simple, and Easy!" Jen - Mom and elementary school teacher

Apps for Learning: language, signing, following directions



Description

"Great app for practising expressive and receptive language skills and following directions." - The iMums

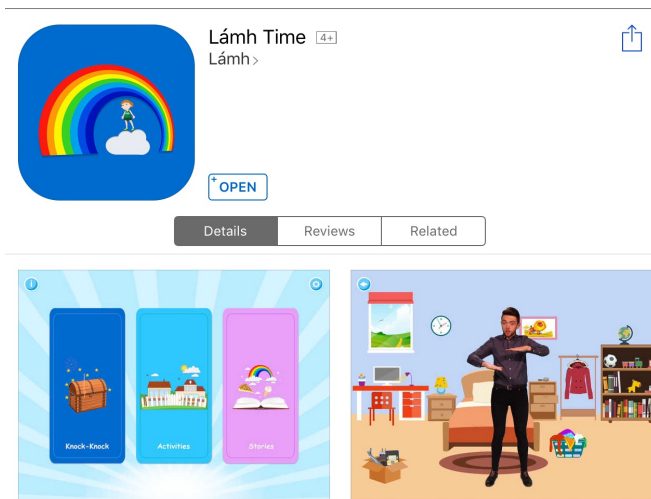
This app is designed by a speech and language therapist. It has options of Australian and English voices (though sadly not Irish!)

It's a well thought out app, with receptive and expressive language elements.

The expressive element is often missing in this kind of app, but here, children can make things happen, then describe what they did, and record their sentences to listen back.

Receptive language is staged into the number of key words the child has to process in order to carry out the instruction.

There are built in game based rewards, which target colour, fine motor skills, etc.



This is a new, Irish app, designed for children who are using lámh signs.

There is a sign dictionary, and some information about signing in the information section.

The activities section involves following directions to look for an item, giving key vocabulary in context for home, school and playground.

Tip: there is some additional vocabulary which may be useful for school like days of the week and colours, so do look in the sign dictionary.

It's possible to turn off the music in the settings, as this can be distracting.

This is useful for other children to play, since if one child in the class signs, it is important for others to also learn, to increase communication opportunities.

Description

Lámh Time App is a new play and learning app for children who use Lámh Signs© to support their communication, and for families and professionals using Lámh Signs with them. Expert presenters Maura and Keith use Lámh



This is a relatively cheap American app, which targets following directions.

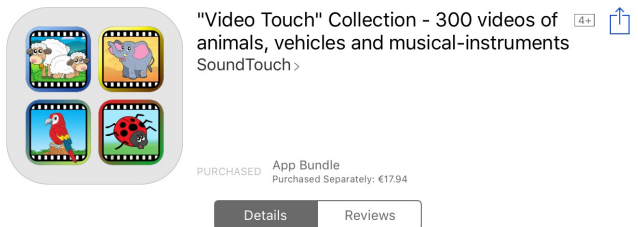
There are settings where you can choose both the level (easy, medium, difficult) and the type of activity. You can also switch on or off the "superstar" directions, where children are asked to recall the last instruction.

Tip: when you are finding things for the boy or girl in the picture, not everything is visible, which can be frustrating! You need to scroll the items on the right to find the others.


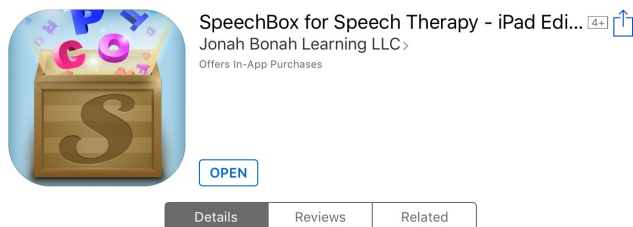

Description

Open a door and see what's behind it! Give the boy something to eat. He'll even say "Thanks!" Color a cat with the help of the magic crayon! Push a button and watch the elevator door open-what could be inside? Check it

Apps for Learning: vocabulary


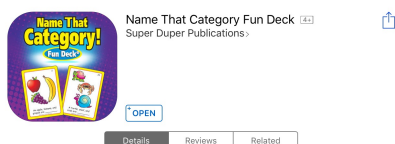


6 Apps in This Bundle




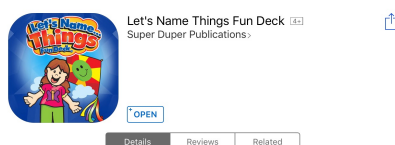
Description

SpeechBox™ is an Award Winning iPad app for word practice designed to work with Children with various Speech Language delays including: Childhood Apraxia of Speech (CAS), Autism, Down's Syndrome, and other



Description

This colorful, educational vocabulary App for the iPhone®, iPad®, and iPod touch® has all 56 illustrated picture flash cards (plus audio of each card text) from the Name That Category! Fun Deck® by Super Duper®



Description

This colorful, educational vocabulary App for the iPhone®, iPad®, and iPod touch® has all 52 illustrated picture flash cards (plus audio of each card text) from the Let's Name Things Fun Deck® by Super Duper®

These are beautifully designed apps.

Vocabulary is presented in categories, covering animals, insects, birds, transport and musical instruments. Although the icons are presented as cartoon drawings, each icon leads to four different short videos which are appropriate for all ages. The videos mean that this is good for targeting verbs, as well as nouns.

Unfortunately the written word is not included, so you may need to make flash cards to go along with this, but the videos are interesting enough to generate conversations.

Tip: If you go into the iPad settings, and find the app on the left hand side, you can ensure that the video plays for 7 seconds before the child can click out of it. You can also add the spoken word.

This is a useful vocabulary app which has boxes of words arranged in sounds or categories. The words appear as rough stacks, and shaking the iPad moves them around.

Speech sounds can be targeted at initial, medial and final positions.

The written word is also on the screen.

Some of the vocabulary is rather American, but the app offers a choice of English or American accents, and tapping into the settings allows you to deactivate any vocabulary you don't need.

These are the electronic versions of the "super duper" therapy cards.

There's nothing too exciting here, but these are useful prompts for games working on categorisation- either naming words in categories, or identifying the connections between words.

They are inexpensive, designed by speech and language therapists, and there are lots of different apps targeting specific aspects of language. (These are just two that I use regularly)

Apps for Learning: verbs

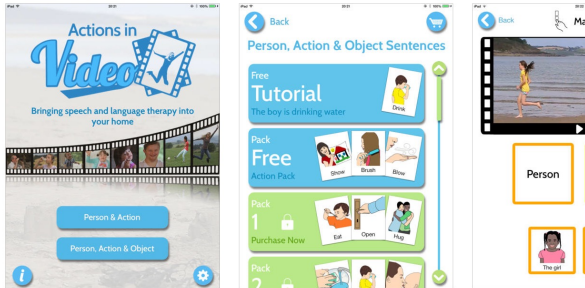


Actions In Video - Full (4+) [Geraldine Moran](#)



OPEN

Details Reviews Related



This is an Irish app which encourages linking words in two sentence formats: person & action and person, action & object. It is designed by a speech and language therapist.

Short videos mean that the action is emphasised, helping the child to learn verbs. It uses errorless learning, and allows the child to record and listen back to their sentence.

Tips: You can try a couple of actions in the free pack before deciding whether to buy.



Key Verbs with Steffy & James (4+) [Language And Learning Steps Pty.Ltd](#)



OPEN

Details Reviews Related



This is another speech and language therapist designed app. It focuses on verbs in present and past tense. It is game based, and the cartoon pictures mean it's more suitable for primary school children.

Tips: go into the app settings and turn off the background music and turn on the written words to maximise learning.



Sago Mini Forest Flyer (4+) [Sago Sago](#)



OPEN

Details Reviews Related

Also Included In



Sago Mini Big Bundle
8 Apps
€14.99


This app doesn't have any written or spoken words, just activity.

The relatively unstructured approach makes this a good "reward" app, and the unexpected things which happen as you fly the bird around encourage conversations.

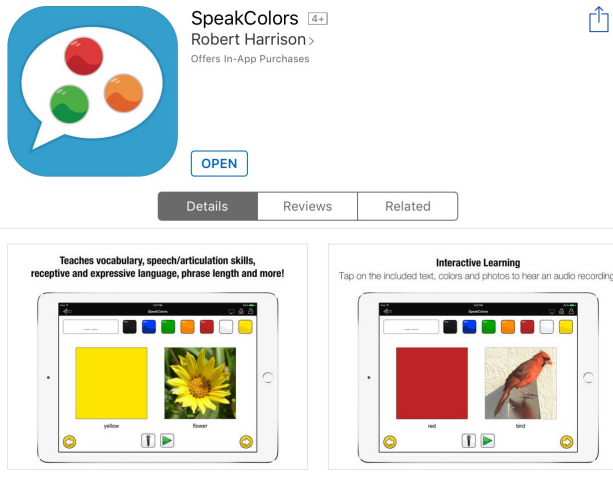
When sitting down to look at this with your child, try making comments and asking open questions.

Asking "what did the bird do?" will encourage one word answers ("fell")

Saying "Oh! what happened?" encourages a fuller sentence. (even if it's only "bird fell")



Apps for Learning: sentences



Description


SpeakColors is an iPad app designed to encourage young children to imitate and use two word phrases with color words and common objects. The app is geared toward toddlers with speech and language delays,

This is not the most exciting app in the world, but it is inexpensive, and focuses on colour and sentence structure.

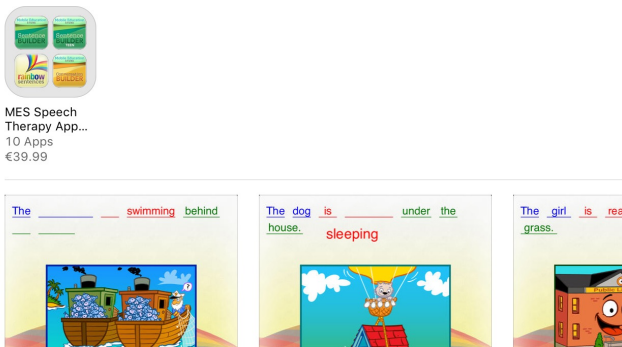
You can select from a number of different sentence structures, starting with the easy: "red ball", and progressing onto "the ball is red" or "I can see a red ball" (with the full version.)

The written words are there, and the child can record their sentence and listen back.

Tips: it's worth getting the full version to get different sentence structures if you are working on colours or sentences, but it's relatively inflexible- you can't add your own pictures or words



Also Included In

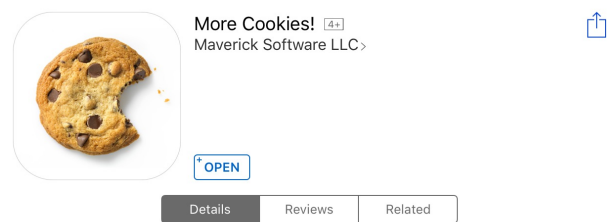


This is an app designed for children with language difficulties. It is well designed, allowing grouping of words and use of colours for different parts of the sentence. These supports can be reduced as the child improves.

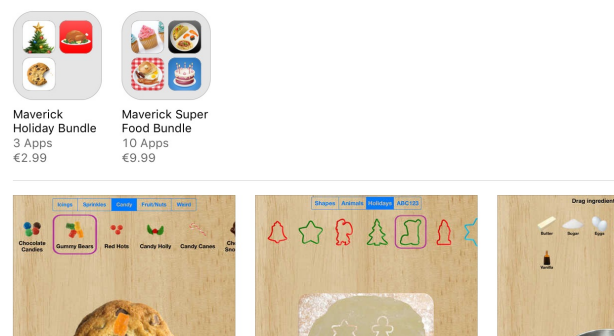
The pictures are very cartoonish with unlikely sentences, which can be off putting. (there is a teen version, but it's quite a step up)

Given the specific difficulties with grammar which are common for children with Down syndrome, this is a useful app to bear in mind.

Tips: this works best for children who have a good sight vocabulary.



Also Included In



This is another cheap, game based app.

It is useful for sequencing (find a recipe, make the mixture, put on a tray, bake, decorate, eat!!!)

Use printed screenshots to work on sequencing and narrative, before using the app as a reward.

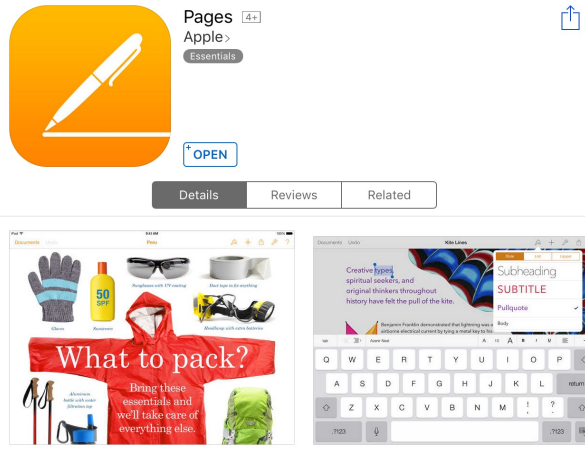
The recipes actually work, so this can also be used for rehearsal before baking!

There are lots of examples of this type of app, but I chose this, as it has the full sequence, from recipe to eating, and no distracting music or flashing ads.

The company does make healthier versions, making soup or omelettes, but this one is the favourite among the children I work with. (no surprises there...)

Tip: take screenshots and print the stages. Use for sequences and linking sentences into narrative.

Apps for Learning: basic tools




Description

Pages is the most beautiful word processor you've ever seen on a mobile device. This powerful word processor helps you create gorgeous reports, CVs and documents in minutes. Pages has been designed exclusively for

This is included with newer iPads.

It is quick and easy to use, and makes creating and printing individualised materials less of a chore!



This is particularly useful for older children and teenagers. If you need repetitions of something it gives a clear visual of what is being asked, how many they have already done, and how many more are required.

You set the target (it's a written word, so works better for readers), you set the number (between 10 and 100) and you click for each time this is done.

Tip: if you're practicing a core word or sound, and you need lots of reps, this is worth trying.

Notes: